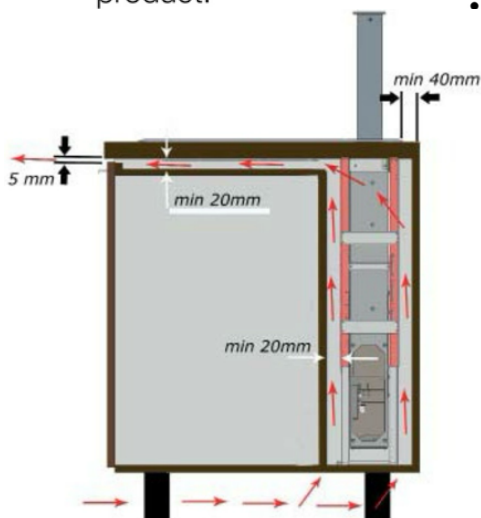


Induction cooktop vents installation and warranty requirements.



- Any consequences of or damage from incorrect installation or incorrect use of the appliance will not be covered by the manufacturer's guarantee.
- The cornice of the worktop can have a thickness greater than the worktop because an opening is maintained in the front part of the kitchen unit of at least 5mm (refer to design below) to ensure an adequate passage of air to avoid overheating the product.



- A horizontal and vertical space of at least 20mm from the lower surface of the cooking hob and at least 20mm from the downdraft must be foreseen so as to create a passage for the air necessary to cool the product (refer to the above illustration). There must be an opening of at least 50mm the whole width of the kitchen unit in the lower and rear part of the furniture to allow for the passage of air to avoid the product overheating. Ensure that the passage of air in the lower part of the kitchen unit permits a constant flow of air to cool the product, i.e., a vent in kicker. There must also be a minimum aperture of 5mm in the front part and above all in the lower part of the kitchen furniture to ensure an adequate passage of air necessary to cool the product.

This warranty will not apply where:

- The fault is caused by accident, misuse, an infestation of insect and or vermin, fire, flood or the use of products not approved by Arisit Pty Limited.
- There has been a failure to comply with the manufacturer's operating and installation instructions.

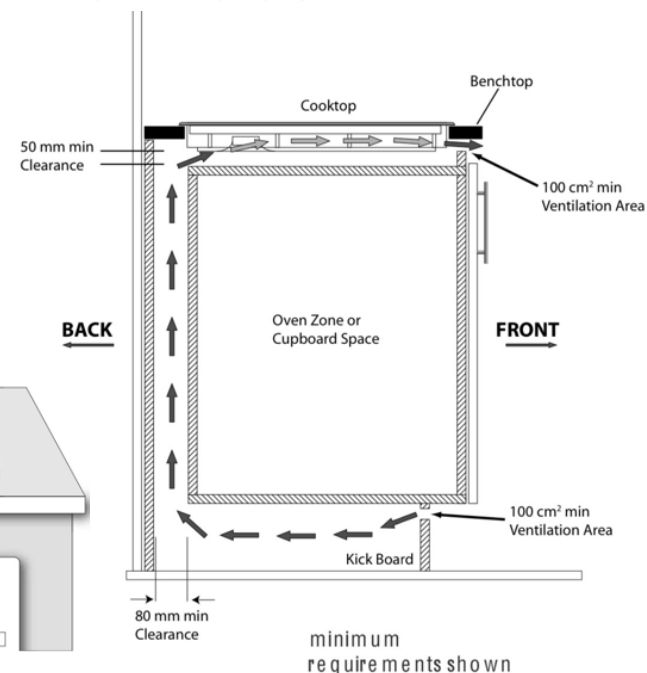
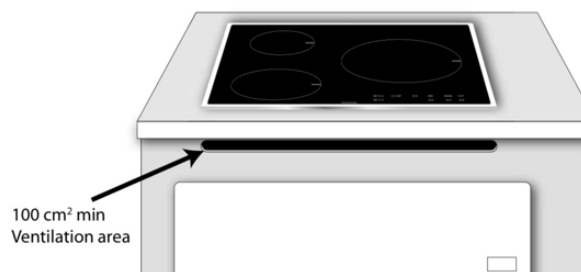
St George

The installation work must be undertaken by a qualified and competent person in conformity with all current building and electrical standards, as well as all local regulations in force. The manufacturer does not accept any liability for any damage or injury caused by improper installation.

Ventilation Requirements

The fan requires an airflow as shown in the opposite diagram. 100 cm² ventilation must be provided in both the top and the bottom of the under bench area, as shown.

A minimum of 50 mm clearance must be provided under the cooktop to allow the air to flow freely.



EXCLUSIONS

1. This warranty excludes: • Any defect or injury caused by or resulting from misuse, abuse or neglect, accidental damage, improper installation, installation by a non-licensed plumber or other alterations which affect the reliability or performance of the product not attributable to faulty manufacture, parts or labour. • Products not installed in accordance to relevant Australian Standards and Regulations. • Products used for incorrect application, including fitting of other devices. • Products not installed to specific instructions as supplied.